



LESSON 1 | God

Bible Basis: Genesis 1–2; Luke 3

Key Verse: 2 Corinthians 13:14: “May the love that God has given us be with you.”

Key Question: Who is God?

Key Idea: I believe the God of the Bible is the only true God—Father, Son, and Holy Spirit.

Resource: *Believe Storybook Bible*, Chapter 1, “God”

Master Supplies List

- ☐ *Believe Storybook Bible*
- ☐ PowerPoint slides or printable posters of illustrations
- ☐ Crown
- ☐ Blanket
- ☐ Baby doll
- ☐ Crown, Cross, and Dove templates
- ☐ Family Page (one per child)

Optional Supplies

You will need the following supplies based on which option(s) you choose in **STEP 3 | Explore More**:

- ☐ **OPTION 1:** White paper plates (one per child); small squares of yellow, orange, and red tissue paper; glue sticks or watered-down craft glue and paintbrushes; hole punch; string or yarn
- ☐ **OPTION 2:** Large shoe box (or similar), several small tactile objects (feather, sandpaper, rubber eraser, clay, cotton ball, key, etc.), hair dryer, small fan
- ☐ **OPTION 4:** Crayons or markers, Let’s Color! sheet (one per child)
- ☐ **OPTION 6:** Two puppets

STEP 1 | Come Together (10 min)

Supplies: Crown, blanket, baby doll

- GATHER the children.

CROWN

- HOLD UP the crown.
- ASK, Who wears a crown? (Take responses)
- SAY, That's right. Kings, queens, princes, and princesses all wear crowns because they are royalty. They rule. They have power.
- CHOOSE a child to come up front, and put the crown on his or her head.
- SAY, In the Bible, God is also a Father, or a wise King, who rules the world with love, peace, and justice.
- SAY, Repeat after me: "God the Father is a wise King." (Children repeat)
- ASK, If you wear a crown, what do you get to do? (Take responses)
- SAY, That's right, you get to make rules and make sure that people follow them. This is something God the Father, the wise King, does.

BABY

- HOLD UP the baby doll.
- ASK, What's this? (A baby)
- ASK, Who wants to come up here and pretend to take care of this baby? (Choose a volunteer)
- INSTRUCT the child to hold, love, feed, and talk to the baby.
- ASK, Would this baby survive without his parents? (No)
- SAY, That's right. Babies depend on parents to live.
- SAY, The Bible says that God sent his one and only Son, Jesus, into the world as a helpless baby. During his entire life, Jesus depended on God the Father for everything. Jesus later grew up to die on a cross in order to save people from sin, the wrong things we do that hurt God and other people.
- SAY, Repeat after me: "Jesus is God's only Son." (Children repeat)

BLANKET

- SHOW children the blanket and ask them what it is used for. (Take responses)
- CHOOSE a child to come up front, and wrap the blanket around him or her.
- SAY, A blanket can also be called a comforter because it comforts people. It makes you feel all warm and cozy, doesn't it? A blanket makes you feel

good. The Bible tells us that the Holy Spirit comforts us. He is called the Comforter because he makes us feel better when we're sad or scared.

- SAY, Let's all pretend to wrap blankets around ourselves right now.
- SAY, Repeat after me: "The Holy Spirit comforts me." (Children repeat)

REVIEW

- SAY, Today we learned three things (hold up three fingers) about our one God (hold up one finger). He is the Father (hold up crown), he is the Son (hold up baby), and he is the Holy Spirit (hold up blanket).

KEY VERSE

- REVIEW this week's Key Verse. You may want to repeat the verse slowly a few times until the children are able to say the verse from memory.

2 Corinthians 13:14

May the love *(make a heart with your fingers)*

that God has given us *(point up to heaven)*

be with you all. *(gesture to everyone around you)*

STEP 2 | Hear the Story (15 min)

Supplies: *Believe Storybook Bible*; PowerPoint slides or printable posters of illustrations; Crown, Cross, and Dove templates.

Teacher Prep: Print the Crown, Cross, and Dove templates.

INTRODUCTION

- TELL the children that they will be learning three more things about our one God.
- SAY, We already learned that God the Father is a *what?* (Hold up the crown; take responses)
- SAY, Yes, he is a wise King.
- CONTINUE, We'll also learn more about Jesus, the Son (Hold up the cross), and the Holy Spirit (Hold up the dove).
- SAY, I need three volunteers to come up front and hold up our Father, Son, and Holy Spirit pictures. Whenever you hear them mentioned in the story, I want you to hold your picture over your head.

READ CHAPTER 1

- READ aloud the story script below or chapter 1, "God," from the *Believe Storybook Bible*.

- SHOW the illustrations included with this curriculum on PowerPoint slides or printable posters.

THE STORY OF CREATION

- Our great God is many things at once. He is a loving Father. He is Jesus, the Son who lived on Earth. He is the Spirit who whispers to us like an invisible wind. Our great God is many things, and one of those things is Creator of the universe!
- In the beginning, God created the whole world. On the first day, he made light and darkness. He called the light “day” and the darkness “night.”
- On the second day, God separated the sky above from the world below. Then, on the third day, he pushed back the water and created land. Plants and trees grew on the land.
- On the fourth day, God rolled up a ball of warm colors and made the sun. He also put the moon and stars in the sky. After that, God created birds and fish to fill the sky and sea. That was the fifth day.
- On day six, God created all sorts of animals. He made lions, elephants, frogs, and cats. But something was still missing. Then God created man and woman. He told them, “Have children and grandchildren. Take care of all the living creatures.” That was the sixth day.
- On the seventh day, God rested. He looked at his creation and saw that it was good.

THE STORY OF JESUS’ BAPTISM

- God’s creation is a beautiful miracle. God told people to take care of his creation. But the people forgot about God. They stopped being good to one another. God had to send people a reminder, so he sent his perfect Son, Jesus. Jesus reminded people about our wonderful God. He told people to obey God once again.
- When Jesus was ready to begin teaching, he went to his cousin, John. John was an unusual man! He lived in the desert. He wore strange clothes and ate bugs. But John had an important message. “Obey God,” he said, “and be baptized. The Messiah is coming.” He was talking about Jesus.

- Jesus asked John to baptize him. They went to the Jordan River. John dunked him in the water. Then there was a great light from the sky. The Holy Spirit came down on Jesus like a dove. A voice from heaven said, “This is my own dear Son. I am pleased with him.”
- On that day, God the Father spoke from heaven. Jesus the Son was baptized. And the Holy Spirit came down like a dove. Our three-in-one God was there, and he is with us every day.

REVIEW

- ASK, What did God the Creator do in the very beginning of our story? (He created the universe and everything in it)
- ASK, What did God’s Son, Jesus, do in our story today? (He was baptized)
- ASK, What did the Holy Spirit do when Jesus was baptized? (He came down from heaven like a dove)
- ASK, What did God the Father say when that happened? (This is my own dear Son, with whom I am pleased)
- ASK, When you close your eyes, what picture of God do you see? (Answers vary)
- PRAY with the children, praising God for being the one true God in the form of the Father, Son, and Holy Spirit.

STEP 3 | Explore More

Choose from these activity options, depending on your available time frame, to help children explore the lesson further.

OPTION 1: God the Creator (15 min)

Supplies: White paper plates (one per child); small squares of yellow, orange, and red tissue paper; glue sticks or watered-down craft glue and paintbrushes; hole punch; string or yarn

Teacher Prep: Cut tissue paper into small squares, approximately 1½” x 1½”

- SAY, Our great God created the whole world and everything in it. He created the sky and outer space. Our story says, “He rolled up a ball of warm colors and formed a sun.” Which colors do you think he used for the sun? (Take responses)

- TELL the children that they will be making their own colorful sun to remind them that God is our Creator.
- GIVE each child a paper plate, some tissue paper squares, and glue.
- WRITE each child's name on the back of his or her paper plate.
- INSTRUCT them to decorate their plate by gluing the paper squares to the front. Encourage them to cover the whole plate. Some children may need help gluing on the tissue paper. Allow children to work at their own pace, and be sure to have helpers on hand.
- PUNCH a hole near the top of the plate, and attach a loop of string for hanging.

OPTION 2: Seeing and Feeling (10 min)

Supplies: Large shoe box (or similar), several small tactile objects (feather, sandpaper, rubber eraser, clay, cotton ball, key, etc.), hair dryer or small fan.

Teacher Prep: Remove the lid from the box. Cut a hole in the center of the bottom, large enough for children to fit their hand through, but no larger. Be sure to keep the objects hidden until you place each in the box.

- SAY, In the story of Jesus' baptism, the Holy Spirit came down from heaven like a what? (Dove)
- CONTINUE, We can't see the Holy Spirit, but we can feel God working through his Holy Spirit in our lives. Today we'll play a game to practice feeling instead of seeing.
- SET the box on its side on a table or small desk. Have children sit in front of the box. One at a time, allow each child to put a hand through the hole in the box to feel an unseen object.
- ALLOW each child to tell his or her guess to the class. Then reveal the object. Insert a new object each time.
- CONTINUE until each child has felt at least one new object and one previously seen.
- USE the fan or hair dryer to blow gently on the child's hand. Be sure to use the lowest setting.
- SAY, The Holy Spirit is sometimes pictured as wind in the Bible. Just like the wind you just felt, you can't see the Holy Spirit, but you can feel the Holy Spirit around you.

OPTION 3: Three in One (10 min)

- INSTRUCT the children to sit in a circle.
- LEAD them in several rounds of the following song, including hand

motions. You may want to try different rounds for just the boys/girls, or using a whisper voice, or standing up.

- SING the song at least twice, perhaps using the different methods mentioned above.
- **NOTE:** This is sung to the tune of “Frère Jacques.”

God the Father, God the Father,	<i>(hold hands in a crown over head)</i>
God the Son, God the Son,	<i>(make a cross with arms)</i>
God the Holy Spirit, God the	<i>(flutter hands like a dove)</i>
Holy Spirit,	
Three in one, three in one.	<i>(hold up three fingers, then clasp in other hand)</i>

OPTION 4: Let's Color! (10 min)

Supplies: Crayons or markers, Let's Color! sheet (one per child)

Teacher Prep: Print and photocopy the Let's Color! sheet (one per child)

- GIVE each child a coloring page.
- PROVIDE a selection of crayons and/or markers for the children to share.
- DISCUSS this week's Key Idea as the children color.

OPTION 5: Praise and Worship (15 min)

“My God Is So Big,” by Ruth Harms Calkin

© 1959, 2002 by Nuggets of Truth

CCLI #2501437

“Father, I Adore You,” by Terrye Coelho

© 1972 by CCCM Music/Maranatha! Music

CCLI #26557

OPTION 6: Act It Out (10 min)

God Is ...

Use two puppets to act out the following short skit. Instruct children to repeat after you any sentence that begins with “God is ...” Practice this a few times before starting, for example, “God is our Father in heaven,” “God is always with us.”

Characters

Character 1 *teacher, helper, or student leader*

Character 2 *teacher, helper, or student leader*

Optional Props: 2 puppets

Character 1: Knock, knock.

Character 2: Who's there?

Character 1: Yam.

Character 2: Yam who?

Character 1: I yam! Open up and let me in!

Character 2: Ha ha! That was a good joke! But I knew it was you all along.

Character 1: How did you know it was me?

Character 2: We've been friends a long time. I know your voice. I know your sense of humor. And I usually know when you're going to show up at my door!

Character 1: That's kind of like knowing God! We know a lot about him and what he's like.

Character 2: Yeah, like I know that God created the whole universe!

Character 1: God is our Creator. (Children repeat)

Character 2: And God came to earth as baby Jesus and lived as a man.

Character 1: God is Jesus, the Son. (Children repeat)

Character 2: Remember when Jesus was baptized? God the Father said he was pleased with his Son.

Character 1: God is our heavenly Father. (Children repeat)

Character 2: And then the Holy Spirit came down like a dove.

Character 1: God is the Holy Spirit. (Children repeat)

Character 2: Our great God has promised to always be with us.

Character 1: God is always with us. (Children repeat)

Character 2: Wow! God is many things all at once. What an awesome God we have!

STEP 4 | Going Home (5 min)

Supplies: Family Page (one per child)

- GIVE each child a copy of this week's Family Page.
- SAY, Give this page to your family when they pick you up. It will remind you to tell your family about the three things we learned about our one great God.

- HAVE children practice telling you about the three parts of our one true God.
- REVIEW this week's Key Verse as well as today's story and Key Idea from the *Believe Storybook Bible* as you wait for the children to get picked up.
- MAKE sure each child remembers to take home any activity sheets or craft projects and the Family Page.

FAMILY PAGE | Lesson 1: God

Bible Basis: Genesis 1–2; Luke 3

Key Verse: 2 Corinthians 13:14: “May the love that God has given us be with you.”

Key Question: Who is God?

Key Idea: I believe the God of the Bible is the only true God—Father, Son, and Holy Spirit.

Resource: *Believe Storybook Bible*, Chapter 1, “God”

How to Use This Page

This week, your family can either read the story from the *Believe Storybook Bible* or read the Bible Basis verses from your Bible to help your child remember it. Use the Table Talk questions below to start a discussion around the dinner table, while driving in the car, or just about anywhere. The Living Faith activity is designed to remind your child of the Bible lesson through a drama or other engaging activity. The Extra Mile idea provides interactive ways for your child to connect with the story.

Table Talk

1. When Jesus was baptized, God the Father said he was very pleased with his Son. Can you think of a time when your family has been very pleased with you?
2. Why is the Holy Spirit like a blanket? (He comforts people; makes people feel safe, warm, cared for, etc.)
3. What do you think God the Father is like? (He’s like a king, he rules, he’s wise) How is he different from your father or other fathers you know? (Take responses)
4. This story told us that Jesus never sinned. What do you think sin is? (The things we do wrong that hurt God or other people)

Living Faith

Option 1

Choose an aspect of the story of John the Baptist’s life for your child to act out. See if your child can help think of a way to make an “animal skin” garment

for John the Baptist. A rolled-up paper cone can be used to help your child shout loudly like John the Baptist, proclaiming Jesus' coming. If possible, have your child perform this Bible drama for other family members—in person, via Skype, or using a video camera.

Option 2

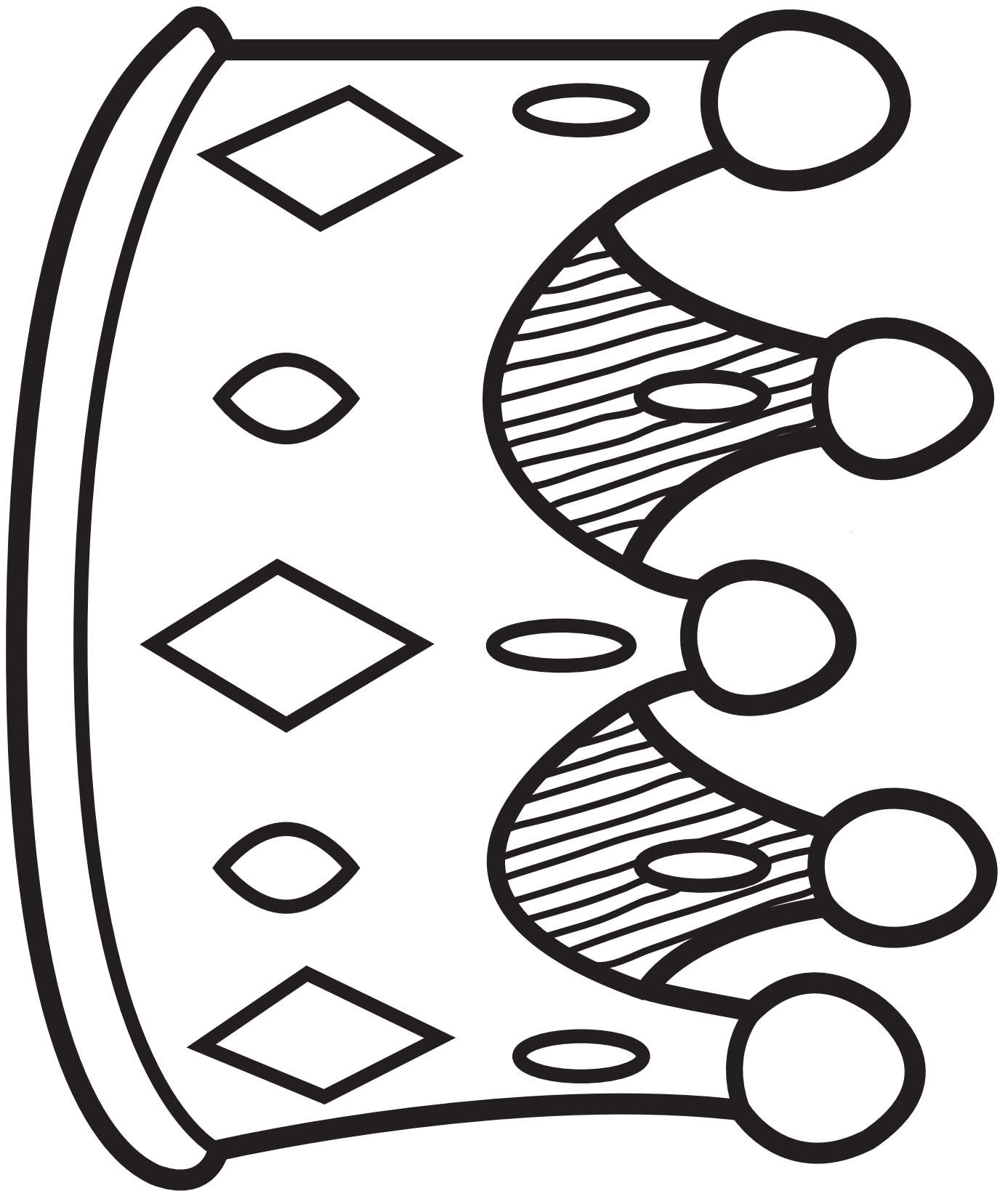
For a quicker option, read the story of Jesus' baptism aloud to your child. When you're done, show your child pictures from their own baptism or the baptism of a friend or family member.


Extra Mile


- Practice this simple song together or ask your child to perform it for an audience (to the tune of "Frère Jacques").

God the Father, God the Father,	<i>(hold hands in a crown over head)</i>
God the Son, God the Son,	<i>(make a cross with arms)</i>
God the Holy Spirit, God the Holy Spirit,	<i>(flutter hands like a dove)</i>
Three in one, three in one.	<i>(hold up three fingers, then clasp in other hand)</i>

- Help your child decorate a handmade card to commemorate a baptism. The next time someone in your church family is baptized, have your child deliver the card.
- Try to include the Trinity in your prayer time with your child: God, you are my great loving Father. Thank you, Jesus, for coming to Earth to die for my sins. Holy Spirit, comfort me like a warm blanket when I feel sad or scared.







Let's Color!

Name: _____

